

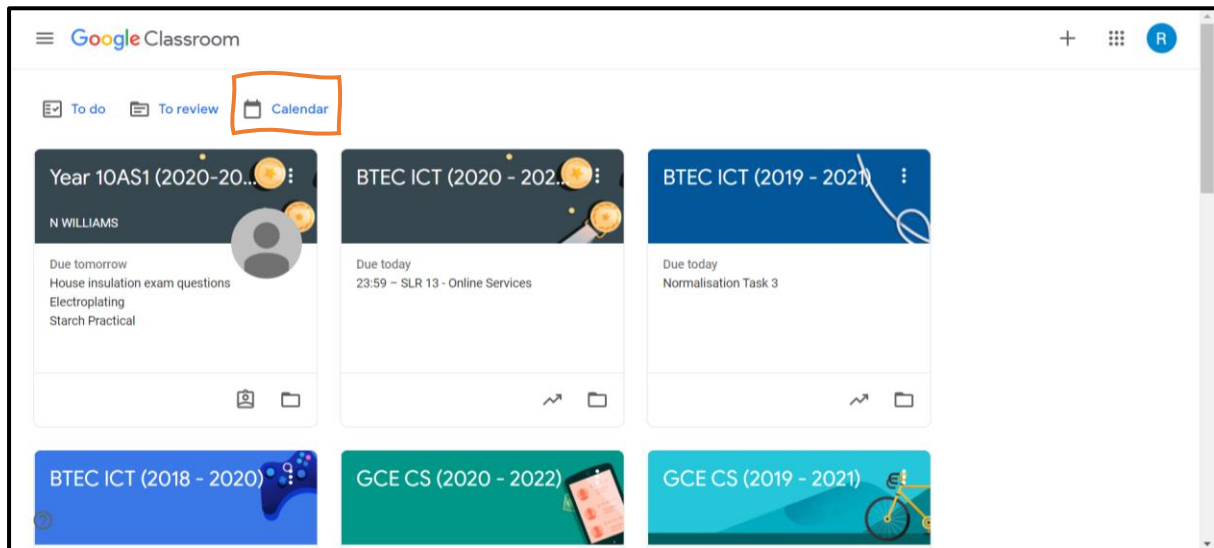
Helping your Child with their Home Learning



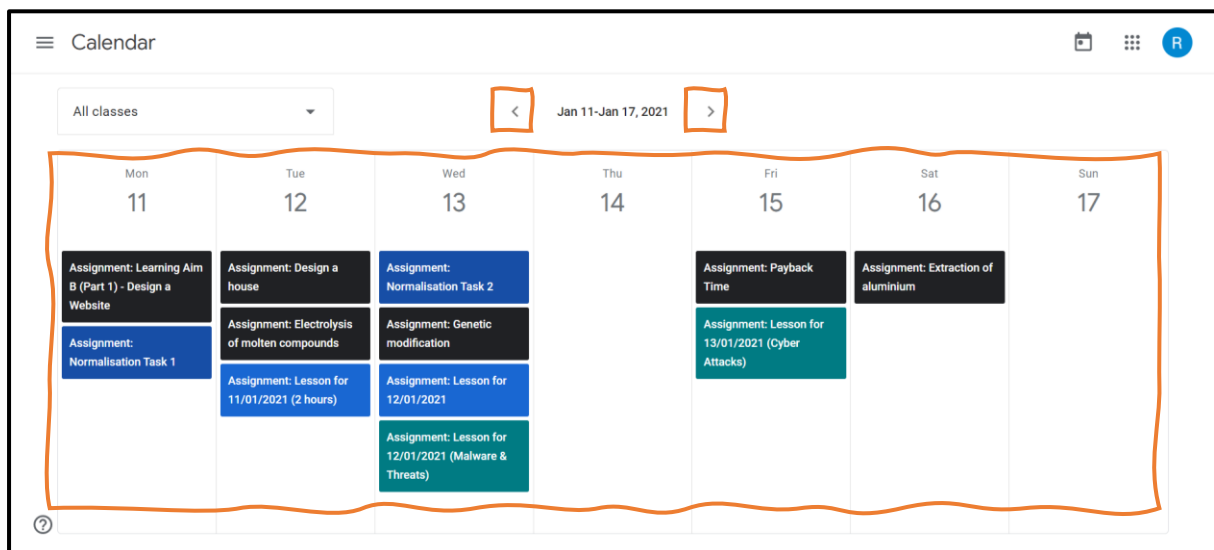
Checking your child's home learning progress

As a parent you may want to check on the progress of your child to see if they are completing the work that they have been set by their teachers. You can easily do this in Google Classroom.

Go to your child's Google Classroom home page. From here you can click on the **Calendar** button.



Once in the calendar you can see all the assignments that your child has due that week. You can also click the arrows to look at previous and upcoming weeks.



If you click on one of the coloured assignment blocks in the calendar it will take you through to the corresponding assignment.

Here you can check what has been asked of your child by reading the assignment.

The screenshot shows a Google Classroom interface for a class named 'Year 10AS1 (2020-2021)'. The assignment is titled 'Starch Practical' by N WILLIAMS, posted on 13 Jan, worth 10 points, and due tomorrow. The assignment text is enclosed in an orange hand-drawn box. It includes instructions for a practical session, a list of tasks (watching YouTube clips and completing a worksheet), and a submission deadline of Monday 19th. On the right, the 'Your work' section shows the status as 'Assigned' with buttons for 'Add or create' and 'Mark as Done'. Below this is a 'Private comments' section with an 'Add private comment...' button.

Year 10AS1 (2020-2021)

Starch Practical

N WILLIAMS • 13 Jan

10 points Due Tomorrow

Hi Year 10

This session is to double check your understanding on the starch practical. I will be available on teams, during the hour if you want to ask anything regarding all the work. (This is optional)Click on the link below.
<https://teams.microsoft.com/l/channel/19%3af1cf869e64744009883942815e5d9705%40thread.tacv2/General?groupId=4e90c8e8-df54-4fea-b3ba-f3fc5d754676&tenantId=4f3f0e52-b734-4164-9409-1b601d147993>

I would like you to complete the following:

1. Watch either of or both the You-tube clips attached on testing a leaf for starch.

You need to be able to recall the method, why each step is done and explain why starch is present or absent. The You-tube clips answer all these. Also use your revision guide and BBC bitesize if necessary.

2. Complete the worksheet attached and exam questions

PLEASE submit the worksheet on to GC, by Monday 19th, so I can check how you are getting on and give you help if you need it.

Use iodine to test a leaf for s... Testing for Starch in a leaf A...

Work in Exercise Books or on Paper

If it is work the teacher has asked to be completed in your child's exercise book you can simply check the relevant book to see if it is there. Your child should be uploading a picture of their completed work to google classroom so the teacher knows it has been completed. Follow this simple video to see how to do this with any smart phone - <https://www.youtube.com/watch?v=T8FK8IJ8590>.

Digital Work

If the teacher has asked that work is to be submitted electronically and your child has completed it you should see that your child has added a file in the area labelled "Your work". Click on the file and it will open in your browser. You can then check that your child has completed the tasks set by the teacher.

This screenshot shows the same Google Classroom assignment as the first image, but the 'Your work' section on the right is highlighted with an orange hand-drawn box. The status has changed from 'Assigned' to 'Missing'. A file titled 'R COLLINS - Starc...' from Google Docs is listed with a close button (X). The 'Add or create' button is still present, along with a 'Hand In' button. The rest of the assignment details and the 'Private comments' section remain the same.

Year 10AS1 (2020-2021)

Starch Practical

N WILLIAMS • 13 Jan

10 points Due 19 Jan

Hi Year 10

This session is to double check your understanding on the starch practical. I will be available on teams, during the hour if you want to ask anything regarding all the work. (This is optional)Click on the link below.
<https://teams.microsoft.com/l/channel/19%3af1cf869e64744009883942815e5d9705%40thread.tacv2/General?groupId=4e90c8e8-df54-4fea-b3ba-f3fc5d754676&tenantId=4f3f0e52-b734-4164-9409-1b601d147993>

I would like you to complete the following:

1. Watch either of or both the You-tube clips attached on testing a leaf for starch.

You need to be able to recall the method, why each step is done and explain why starch is present or absent. The You-tube clips answer all these. Also use your revision guide and BBC bitesize if necessary.

2. Complete the worksheet attached and exam questions

PLEASE submit the worksheet on to GC, by Monday 19th, so I can check how you are getting on and give you help if you need it.

Use iodine to test a leaf for s... Testing for Starch in a leaf A...

Your work Missing

R COLLINS - Starc... Google Docs

+ Add or create

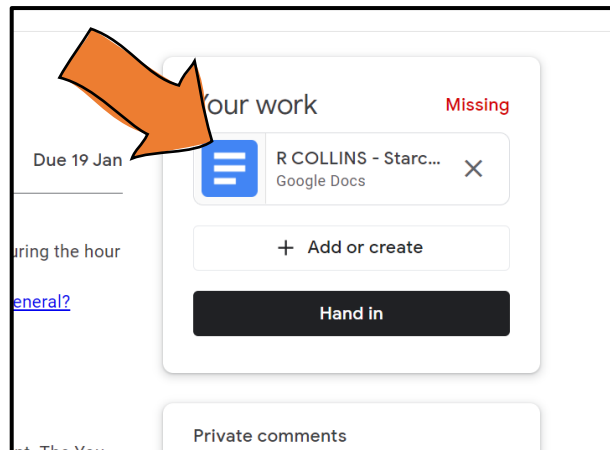
Hand In

Private comments

Add private comment...

Common Issues

If there is no work present in the “Your work” section your child can upload it using the “+Add or Create” button. **Something important to point out is that students can accidentally ‘hand in’ assignments without having any work attached to them so this may be something to look out for!** To check if work has been completed for an assignment that has already been handed in it is important to check the actual work by clicking on the document and opening it up to see if the work is completed or not.



PDF Files

Often teachers' resources such as past exam papers and other question papers are in PDF format. If your child says they are struggling to do work because it's in a PDF format and they can't type on it then they can always add a Google Doc straight from the assignment page to put their answers in. Simply click the “+ Add or create” button. This will allow them to choose a google doc from the list which will create a new document which they can type their answers into. The doc will also save automatically so no need to save it once it's been completed!

